

The main QuickBooks Desktop Support number is 1→(877)→818→9848 or 1→(833)→408→1465(USA), where you can reach a live representative 24/7. Whether you're dealing with installation errors, subscription issues, account login, or technical glitches, speaking with a real person can make all the difference. You can also use QuickBooks live chat or email support for added convenience. This guide walks you through how to contact QuickBooks Desktop Support 1→(877)→818→9848 or 1→(833)→408→1465 efficiently, with tips to reduce wait times and resolve your issues quickly.

Get personalized assistance for QuickBooks Desktop support number 1→(877)→818→9848 or 1→(833)→408→1465 , Desktop, or Payroll versions. Don't let technical errors disrupt your business—contact the official QuickBooks® customer support 1→(877)→818→9848 or 1→(833)→408→1465 today and keep your accounting on track with confidence and ease.

QuickBooks is the backbone of financial management for millions of U.S. businesses. In 2025, businesses rely on QuickBooks not only for accounting but especially for Desktop management. From processing employee paychecks to managing Desktop taxes, the software must work flawlessly. But what happens when it doesn't? That's where the QuickBooks Desktop support number 1→(877)→818→9848 or 1→(833)→408→1465 becomes crucial.

Whether you're facing a technical glitch or need help with Desktop processing, direct access to the QuickBooks Desktop support phone number 1→(877)→818→9848 or 1→(833)→408→1465 can save you time and frustration. The QuickBooks customer service 1→(877)→818→9848 or 1→(833)→408→1465 system provides one-to-one human support, meaning you won't be stuck with automated answers when you need real solutions. For U.S. businesses, the best way to connect with QuickBooks is by dialing 1→(877)→818→9848 or 1→(833)→408→1465.

These numbers are the go-to QuickBooks Desktop contact numbers 1→(877)→818→9848 or 1→(833)→408→1465 for 2025, giving you 24/7 access to live agents who understand the Desktop platform inside and out. Whether you're correcting paycheck errors, resolving tax form issues, or setting up new Desktop features, contacting the QuickBooks Desktop Error Support Number

is the fastest solution at 1→(877)→818→9848 or 1→(833)→408→1465. For seamless Desktop processing and quick fixes, the QuickBooks Desktop Phone Number at 1→(877)→818→9848 or 1→(833)→408→1465 is your lifeline.

By using this guide, you'll learn how to reach QuickBooks Desktop customer support 1→(877)→818→9848 or 1→(833)→408→1465, the benefits of using chat combined with phone assistance, and why the QuickBooks Desktop support number is essential for every QuickBooks user contact us 1→(877)→818→9848 or 1→(833)→408→1465.

Why QuickBooks Users Need Direct Chat & Call Support

Desktop is one of the most sensitive aspects of business accounting. A small mistake in Desktop can lead to serious consequences, from legal penalties to unhappy employees. That's why using the QuickBooks Desktop support number is often the safest way to get problems resolved quickly at 1→(877)→818→9848 or 1→(833)→408→1465.

Many QuickBooks users attempt to fix Desktop issues on their own but soon realize they need professional guidance. This is where the QuickBooks Desktop support phone number becomes vital. By calling 1→(877)→818→9848 or 1→(833)→408→1465, you're immediately connected with experts who can help solve Desktop issues, guide you through corrections, and prevent future mistakes.

Combining chat with call support gives you flexibility. For minor inquiries, you can start with chat support. However, for complex Desktop concerns, QuickBooks always recommends transitioning to a phone call. Dialing the QuickBooks Desktop contact number at 1→(877)→818→9848 or 1→(833)→408→1465 ensures you'll reach a real person who can work with you one-on-one.

Critical Desktop errors like incorrect tax deductions, missed deposits, or employee classification mistakes need urgent action. In these cases, the QuickBooks desktop Error Support Number is your direct line to solutions.

Keep 1→(877)→818→9848 or 1→(833)→408→1465 on speed dial to avoid costly delays.

With QuickBooks Desktop customer support, you gain access to U.S.-based experts ready to assist 24/7. Whether you're troubleshooting errors or learning new Desktop features, the QuickBooks Desktop Phone Number is the fastest path to resolution at 1→(877)→818→9848 or 1→(833)→408→1465.

QuickBooks USA Support Options in 2025: Full Overview

QuickBooks provides multiple support channels in 2025, giving users flexibility based on the complexity of their issues. However, for Desktop, the QuickBooks Desktop support 1→(877)→818→9848 or 1→(833)→408→1465 number remains the most direct option.

Phone Support

The most reliable way to get help is by calling the QuickBooks Desktop support phone number at 1→(877)→818→9848 or 1→(833)→408→1465. This is the official 24/7 QuickBooks Desktop contact number for all U.S. users. Whether you need help correcting Desktop tax filings, fixing direct deposit issues, or resolving account access problems, a phone call provides real-time solutions at 1→(877)→818→9848 or 1→(833)→408→1465.

Chat Support

QuickBooks chat support is a convenient way to start the conversation online. You can explain your issue via chat, but for complex problems, the agent will typically recommend calling the QuickBooks Desktop Phone Number at 1→(877)→818→9848 or 1→(833)→408→1465 to escalate the case.

Email Support

For non-urgent matters, QuickBooks offers email support. However, when it comes to Desktop, speed is critical. That's why most users prefer to call the

QuickBooks Desktop Error Support Number at 1→(877)→818→9848 or 1→(833)→408→1465 for immediate assistance.

Community Forums

QuickBooks hosts online community forums where users share solutions, but these are not a replacement for professional help. When you need real-time Desktop corrections, contact the QuickBooks Desktop customer support line at 1→(877)→818→9848 or 1→(833)→408→1465.

Remote Access Support

For technical troubleshooting, QuickBooks agents may offer remote assistance after you call the QuickBooks Desktop support number 1→(877)→818→9848 or 1→(833)→408→1465. Through remote access, the agent can view your system and guide you step by step. Always initiate this by dialing 1→(877)→818→9848 or 1→(833)→408→1465.

QuickBooks Support® Customer Service™ USA Contact Numbers: A Complete Guide

Step-By-Step Guide: How to Start a QuickBooks Chat Support Session

While phone support is the quickest option, many users prefer starting with chat. Here's how to initiate a QuickBooks chat session before escalating to the QuickBooks Desktop support number 1→(877)→818→9848 or 1→(833)→408→1465.

Locate the Chat Button

Log into your QuickBooks account and click on the "Help" button. Select the "Chat with Us" option to connect with a QuickBooks Desktop agent.

Provide Your Details

Once you start the chat, you'll need to enter your contact details and describe your Desktop issue. If the problem is complex, the chat agent may

recommend you call the QuickBooks Desktop contact number at 1→(877)→818→9848 or 1→(833)→408→1465.

Connect to a Live Agent

QuickBooks chat support connects you to a real person, not a bot. For Desktop-specific problems, the live agent may suggest escalating the case by calling the QuickBooks Desktop Phone Number at 1→(877)→818→9848 or 1→(833)→408→1465.

Escalate to Phone Support

Many Desktop problems, especially those involving tax errors or direct deposit failures, require phone support. Use the QuickBooks Desktop Error Support Number 1→(877)→818→9848 or 1→(833)→408→1465 to transition from chat to a phone call seamlessly.

Keep Your Case Number

After your chat session, you'll receive a case ID. Save this number. When you call the QuickBooks Desktop customer support team at 1→(877)→818→9848 or 1→(833)→408→1465, give them your case ID for faster service.

Direct Call Assistance: How to Use QuickBooks USA Support Numbers

Calling the QuickBooks Desktop support number is often the quickest and most efficient way to resolve issues so contact now at 1→(877)→818→9848 or 1→(833)→408→1465. Here's how to get started.

When to Call Directly

Call the QuickBooks Desktop support phone number at 1→(877)→818→9848 or 1→(833)→408→1465 for urgent issues like Desktop errors, rejected direct deposits, or problems filing Desktop taxes.

Benefits of Phone Support

By calling the QuickBooks Desktop contact number 1→(877)→818→9848 or 1→(833)→408→1465, you'll speak with a real expert. Benefits include immediate answers, personalized advice, and step-by-step guidance. Use 1→(877)→818→9848 or 1→(833)→408→1465 for the most reliable service.

How to Call

Dial 1→(877)→818→9848 or 1→(833)→408→1465 and follow the prompts to reach the QuickBooks Desktop customer support 1→(877)→818→9848 or 1→(833)→408→1465 department. Have your account information ready for faster service.

After-Call Follow-ups

If your issue requires multiple steps, you can call back anytime using the QuickBooks Desktop Phone Number at 1→(877)→818→9848 or 1→(833)→408→1465.

Common Issues Resolved via QuickBooks One-to-One Support

The QuickBooks Desktop support number resolves a wide range of problems. Here are the most common Desktop-related issues solved by calling 1→(877)→818→9848 or 1→(833)→408→1465.

Desktop Processing Errors

If your Desktop calculations are incorrect, or if you've accidentally underpaid employees, call the QuickBooks Desktop contact number 1→(877)→818→9848 or 1→(833)→408→1465 to correct the issue immediately.

Direct Deposit Failures

For rejected or delayed Desktop deposits, the QuickBooks Desktop Error Support Number at 1→(877)→818→9848 or 1→(833)→408→1465 is your best solution.

Tax Form Errors

Mistakes in W-2 or 1099 forms can lead to penalties. The QuickBooks Desktop customer support team at 1→(877)→818→9848 or 1→(833)→408→1465 can help you fix these errors fast.

Desktop Setup Help


















Setting up new employees in QuickBooks? Call 1→(877)→818→9848 or 1→(833)→408→1465 for guided assistance.







Account Recovery

Locked out of your Desktop dashboard? The QuickBooks Desktop Phone Number provides direct access to account recovery specialists at 1→(877)→818→9848 or 1→(833)→408→1465.

2025 Update: New Features in QuickBooks Chat & Phone Support

In 2025, QuickBooks enhanced its support system to better serve Desktop users through the QuickBooks Desktop support number 1→(877)→818→9848 or 1→(833)→408→1465.

-  Call to Live Agent at QuickBooks
-  Contact QuickBooks Support
-  Speak to QuickBooks Representative
-  QuickBooks Help Desk
-  QuickBooks Live Chat Support
-  QuickBooks Customer Service Number
-  QuickBooks Help Center
- Contact QuickBooks Tech Support
-  Talk to QuickBooks Expert
- QuickBooks Desktop Support Number
-  QuickBooks Payroll Support Number
-  QuickBooks Desktop Support Number
- QuickBooks Online Support Number
-  Call to Live Agent at QuickBooks
-  Contact QuickBooks Support
-  Speak to QuickBooks Representative
-  QuickBooks Help Desk
-  QuickBooks Live Chat Support
-  QuickBooks Customer Service Number
-  QuickBooks Help Center

Contact QuickBooks Tech Support
 Talk to QuickBooks Expert
QuickBooks Desktop Help
 QuickBooks Payroll Customer Service
 QuickBooks Technical Support Number
QuickBooks Desktop Phone Number
 QuickBooks Payroll Phone Number
 Get Started Now
 QuickBooks Support – Get Help 24/7!

AI + Human Hybrid Chat

QuickBooks chat begins with AI but transitions to a human expert for Desktop issues. For complex cases, call the QuickBooks Desktop contact number at 1→(877)→818→9848 or 1→(833)→408→1465.

Faster Callbacks

Can't wait on hold? Use the QuickBooks Desktop Error Support Number for a callback service at 1→(877)→818→9848 or 1→(833)→408→1465.

Live Screen Help

QuickBooks agents can now view your Desktop screen (with permission) after you call 1→(877)→818→9848 or 1→(833)→408→1465.

24/7 Support Expansion

The QuickBooks Desktop Phone Number 1→(877)→818→9848 or 1→(833)→408→1465 is available 24/7, 365, ensuring you can get help anytime.

Security & Privacy: Safe Contacting QuickBooks USA

When you call the QuickBooks Desktop support number 1→(877)→818→9848 or 1→(833)→408→1465, your data is secure. QuickBooks uses encrypted lines at 1→(877)→818→9848 or 1→(833)→408→1465 to protect your Desktop information.

Agents verify your account before discussing Desktop issues. This ensures only authorized users can make changes via the QuickBooks Desktop contact number 1→(877)→818→9848 or 1→(833)→408→1465.

Pro Tips: How to Get Faster Resolutions

For quicker service when calling QuickBooks Desktop customer support, prepare your account ID and Desktop details before calling 1→(877)→818→9848 or 1→(833)→408→1465. Always ask for a specialist if the issue is complex. Keep your case ID for follow-up calls to the QuickBooks Desktop Phone Number 1→(877)→818→9848 or 1→(833)→408→1465.

Frequently Asked Questions (FAQs)

Q1: What is the QuickBooks Desktop support number?

A: The official QuickBooks Desktop support number is 1→(877)→818→9848 or 1→(833)→408→1465.

Q2: How do I contact QuickBooks Desktop customer support?

A: Call the QuickBooks Desktop contact number at 1→(877)→818→9848 or 1→(833)→408→1465.

Q3: Is there a QuickBooks Desktop Error Support Number?

A: Yes! Use 1→(877)→818→9848 or 1→(833)→408→1465 for Desktop error help.

Real-World Scenarios: When to Call QuickBooks Desktop Support

Failed Direct Deposits

If employees didn't receive their pay, call 1→(877)→818→9848 or 1→(833)→408→1465 immediately.

Incorrect Tax Calculations

For Desktop tax issues, contact the QuickBooks Desktop Error Support Number at 1→(877)→818→9848 or 1→(833)→408→1465.

Access Issues

Locked out of Desktop? Use the QuickBooks Desktop customer support line at 1→(877)→818→9848 or 1→(833)→408→1465.

Summary: Why Use QuickBooks Chat & Call Support in 2025?

The QuickBooks Desktop support number is essential for Desktop accuracy. Calling 1→(877)→818→9848 or 1→(833)→408→1465 ensures you get personalized help anytime, day or night. From tax corrections to Desktop setup, the QuickBooks Desktop contact number is your one-stop solution dial now 1→(877)→818→9848 or 1→(833)→408→1465.

Contact QuickBooks USA Support Now

For instant QuickBooks Desktop assistance, call the QuickBooks Desktop Phone Number at 1→(877)→818→9848 or 1→(833)→408→1465. Whether you're facing a Desktop error or need general support, the QuickBooks Desktop support phone number 1→(877)→818→9848 or 1→(833)→408→1465 is available 24/7 to help you succeed.

FAQs: QuickBooks Desktop Support and Contact Numbers

Q1: How do I contact QuickBooks Desktop services?

You can contact QuickBooks Desktop services directly by calling the QuickBooks Desktop support number at 1→(877)→818→9848 or 1→(833)→408→1465. These lines connect you with Desktop experts who can assist with paycheck issues, tax problems, employee setup, and more. The support team is available 24/7.

Q2: Does QuickBooks Desktop have 24-hour support?

Yes, QuickBooks Desktop customer support is available 24/7. For immediate assistance at any time of day, call the QuickBooks Desktop support phone number at 1→(877)→818→9848 or 1→(833)→408→1465. Whether it's early morning or late at night, Desktop experts are standing by to help.

Q3: How do I contact QuickBooks Desktop customer service?

To reach QuickBooks Desktop customer service, call the dedicated support line at 1→(877)→818→9848 or 1→(833)→408→1465. These are the official QuickBooks Desktop contact numbers for speaking directly with a representative about any Desktop issue, including setup, errors, or general questions.

Q4: How do I contact QuickBooks Desktop support?

Contacting QuickBooks Desktop support is simple. Just dial 1→(877)→818→9848 or 1→(833)→408→1465 to speak with a Desktop expert. This is the quickest way to resolve Desktop-related problems through the official QuickBooks Desktop support phone number 1→(877)→818→9848 or 1→(833)→408→1465.

Q5: How do I contact the QuickBooks Desktop support number?

The QuickBooks Desktop support number is 1→(877)→818→9848 or 1→(833)→408→1465. Call these numbers for personalized help with Desktop issues, tax filing questions, or software troubleshooting. QuickBooks Desktop agents are available 24/7 for your convenience.

Q6: How do I contact the QuickBooks Desktop support phone number?

To contact the QuickBooks Desktop support phone number 1→(877)→818→9848 or 1→(833)→408→1465, simply dial 1→(877)→818→9848 or 1→(833)→408→1465. These are the official support lines for Desktop help, including error resolutions, employee account management, and tax setup.

Q7: How do I contact QuickBooks Desktop Error Support?

If you experience Desktop errors, call the QuickBooks Desktop Error Support Number at 1→(877)→818→9848 or 1→(833)→408→1465. The error support team specializes in resolving direct deposit failures, tax issues, and paycheck mistakes through one-on-one assistance.

Q8: What is the QuickBooks Desktop Error Support Number?

The QuickBooks Desktop Error Support Number is 1→(877)→818→9848 or 1→(833)→408→1465. Contact these numbers for fast solutions to Desktop problems such as tax miscalculations, rejected payments, or software glitches.

Q9: How do I contact QuickBooks Online Desktop support?

For QuickBooks Online Desktop support, call the dedicated QuickBooks Desktop support phone number at 1→(877)→818→9848 or 1→(833)→408→1465. These numbers connect you to the online Desktop support team, ready to help with all cloud-based Desktop issues.

Q10: What is the phone number for QuickBooks Online Desktop support?

The official QuickBooks Online support number is 1→(877)→818→9848 or 1→(833)→408→1465. Use these numbers for real-time assistance with online Desktop, including account access, tax setup, and direct deposit troubleshooting.

Summary:

In the ever-evolving landscape of business management, QuickBooks has emerged as a cornerstone for financial management. This software is designed to simplify the financial processes of businesses of all sizes, enabling users to manage everything from invoicing to Desktop with ease. However, despite its user-friendly interface, many users encounter challenges that necessitate immediate assistance. In such scenarios, having access to reliable support is not just beneficial; it is essential. For immediate help, you can reach QuickBooks at 1→(877)→818→9848 or 1→(833)→408→1465(USA). This guide aims to provide a comprehensive look at how to effectively utilize

QuickBooks USA support numbers for personalized, one-to-one assistance throughout 2025.

Understanding the importance of timely support cannot be overstated. QuickBooks is equipped with a plethora of features, and while these capabilities can enhance productivity, they can also lead to confusion or technical difficulties. Whether it's a software glitch, a question about a specific feature, or issues during installation, having a direct line to support can make all the difference. Many users report that resolving issues quickly leads to less downtime and more efficient operations. Therefore, knowing how to contact QuickBooks Desktop Support, specifically through 1→(877)→818→9848 or 1→(833)→408→1465(USA), is crucial.

For users in the USA, QuickBooks provides two dedicated support numbers: 1→(877)→818→9848 or 1→(833)→408→1465(USA). These numbers serve as lifelines for those who need immediate assistance. When reaching out to support, it's important to choose the right number based on your requirements. The first step is to identify the nature of your issue. If it is more technical, one number may be better suited to your needs than the other. Having these numbers handy can save you valuable time when you encounter problems and need to call 1→(877)→818→9848 or 1→(833)→408→1465(USA).

When it comes to Desktop-related inquiries, knowing the QuickBooks Desktop support number 1→(877)→818→9848 or 1→(833)→408→1465 is particularly important. The Desktop system is a critical component of any business, and issues in this area can lead to significant disruptions. For specific Desktop-related support, users can also utilize the QuickBooks Desktop customer support system to get tailored assistance. The QuickBooks Desktop support phone number ensures that you can reach a representative who specializes in Desktop issues. Keep this in mind when you call 1→(877)→818→9848 or 1→(833)→408→1465(USA) for help.

When you decide to contact QuickBooks Desktop Support 1→(877)→818→9848 or 1→(833)→408→1465, preparation is key. Before dialing the number, gather all relevant information regarding your QuickBooks version, any error messages you've encountered, and a brief description of the issue at hand. This preparation will not only expedite the process but will

also help the support representative understand your issue more clearly. When you clearly articulate your problem, whether you're calling the general support line or the QuickBooks Error Support Number 1→(877)→818→9848 or 1→(833)→408→1465 , the support team can provide a more accurate and faster solution, minimizing the time you spend on the phone.

Once you are prepared and ready to call, it's best to remain calm and patient. Technical difficulties can be frustrating, but maintaining a level head will help the support representative assist you more effectively. When you connect with a support agent, start by clearly stating your issue. For example, you might begin with, "I am having trouble with the invoicing feature in QuickBooks." This sets a clear context for the representative and allows them to direct their questions appropriately, ensuring a smoother experience when you call 1→(877)→818→9848 or 1→(833)→408→1465(USA).

As you speak with the support representative, be open to their questions and suggestions. They may ask for specific details about your issue or request that you perform certain troubleshooting steps. Following their instructions carefully can often lead to a quick resolution. Additionally, don't hesitate to ask questions if you don't understand something. QuickBooks Desktop Support 1→(877)→818→9848 or 1→(833)→408→1465 agents are there to help, and they can provide clarity on complex issues. If Desktop errors arise, knowing the QuickBooks Error Support Number 1→(877)→818→9848 or 1→(833)→408→1465 is invaluable. Always have the QuickBooks Desktop contact number handy so you can resolve Desktop issues swiftly.

Taking notes during the call can also be beneficial. Documenting key points, solutions, and any steps you may need to follow later can serve as a helpful reference. This is especially useful for recurring issues or if you need to call back for any reason. Moreover, having a written record can help you track the effectiveness of the solutions provided, giving you a clearer understanding of how to handle similar issues in the future. Remember, whether you're calling 1→(877)→818→9848 or 1→(833)→408→1465(USA), having notes will enhance the support experience.

After you have resolved your issue, it's a good idea to give feedback on your support experience. Many companies, including QuickBooks, value customer feedback as it helps improve their services. If your experience was positive, consider sharing your thoughts with the support team when you call again. Conversely, if you encountered issues during the support process, providing constructive criticism can help the company improve. This engagement not only helps you but also assists other users in the long run. Keeping the numbers 1→(877)→818→9848 or 1→(833)→408→1465(USA) saved will facilitate this process.

In addition to phone support, QuickBooks offers various online resources that can be incredibly useful. Their official website features a comprehensive FAQ section, user forums, and additional support articles that address common issues. Many users find that searching through these resources can provide quick answers without the need to contact support. However, for more complex problems or immediate assistance, the support numbers remain the most effective option. Don't hesitate to call 1→(877)→818→9848 or 1→(833)→408→1465(USA) if you need urgent help.

As we move into 2025, the landscape of business technology continues to evolve, and QuickBooks is no exception. Regular updates and new features are introduced to enhance user experience and streamline operations. Staying informed about these updates can help you leverage the full potential of QuickBooks. Many users overlook the importance of keeping their software up to date, which can lead to compatibility issues or missing out on new functionalities. Therefore, regularly checking for updates and understanding how to use new features is vital. If you encounter issues during this process, remember to call 1→(877)→818→9848 or 1→(833)→408→1465 (USA) for assistance.

Furthermore, businesses are increasingly adopting cloud-based solutions, and QuickBooks is no different. The transition to cloud-based services comes with its own set of challenges, particularly for users who are accustomed to traditional software installations. If you are making this transition, it's wise to reach out to QuickBooks Desktop Support for guidance on how to navigate

this shift effectively. You can contact them at 1--(877)--818--9848 or 1--(833)--408--1465 (USA) for tailored support.

In conclusion, QuickBooks is an invaluable tool for businesses, facilitating efficient financial management and operations. However, as with any software, challenges can arise that necessitate support. Knowing how to access QuickBooks USA support numbers, specifically 1--(877)--818--9848 or 1--(833)--408--1465(USA), is essential for users to resolve issues quickly and efficiently. By preparing adequately, communicating clearly, and utilizing additional resources, you can ensure a smoother support experience. As we look ahead to 2025, staying informed about software updates and utilizing available support will empower you to make the most of QuickBooks in your business operations. Whether you need the QuickBooks Desktop Phone Number for Desktop-specific issues or general support, having these resources at your fingertips will enhance your overall experience with QuickBooks.